

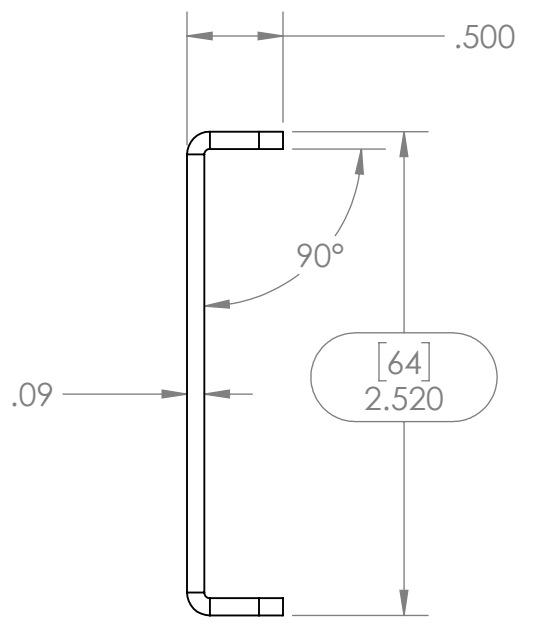
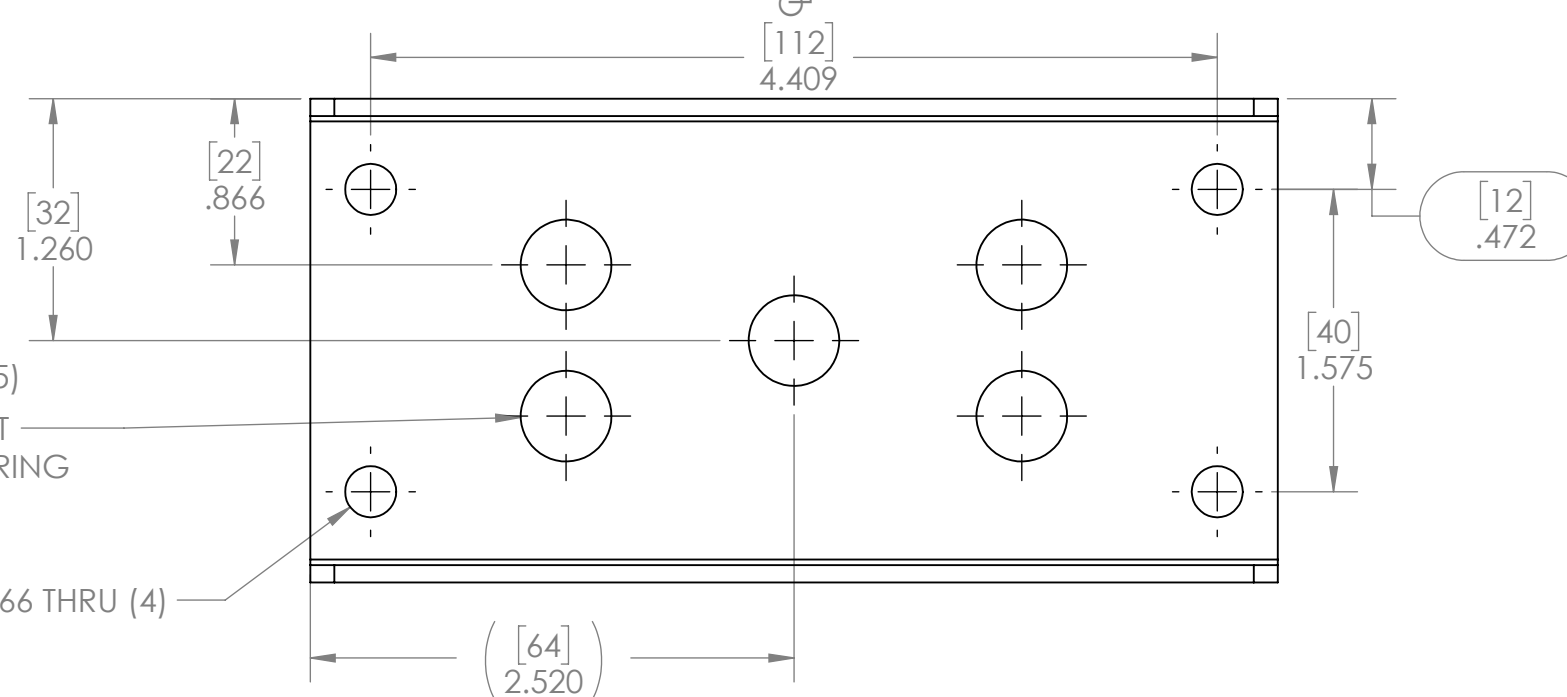
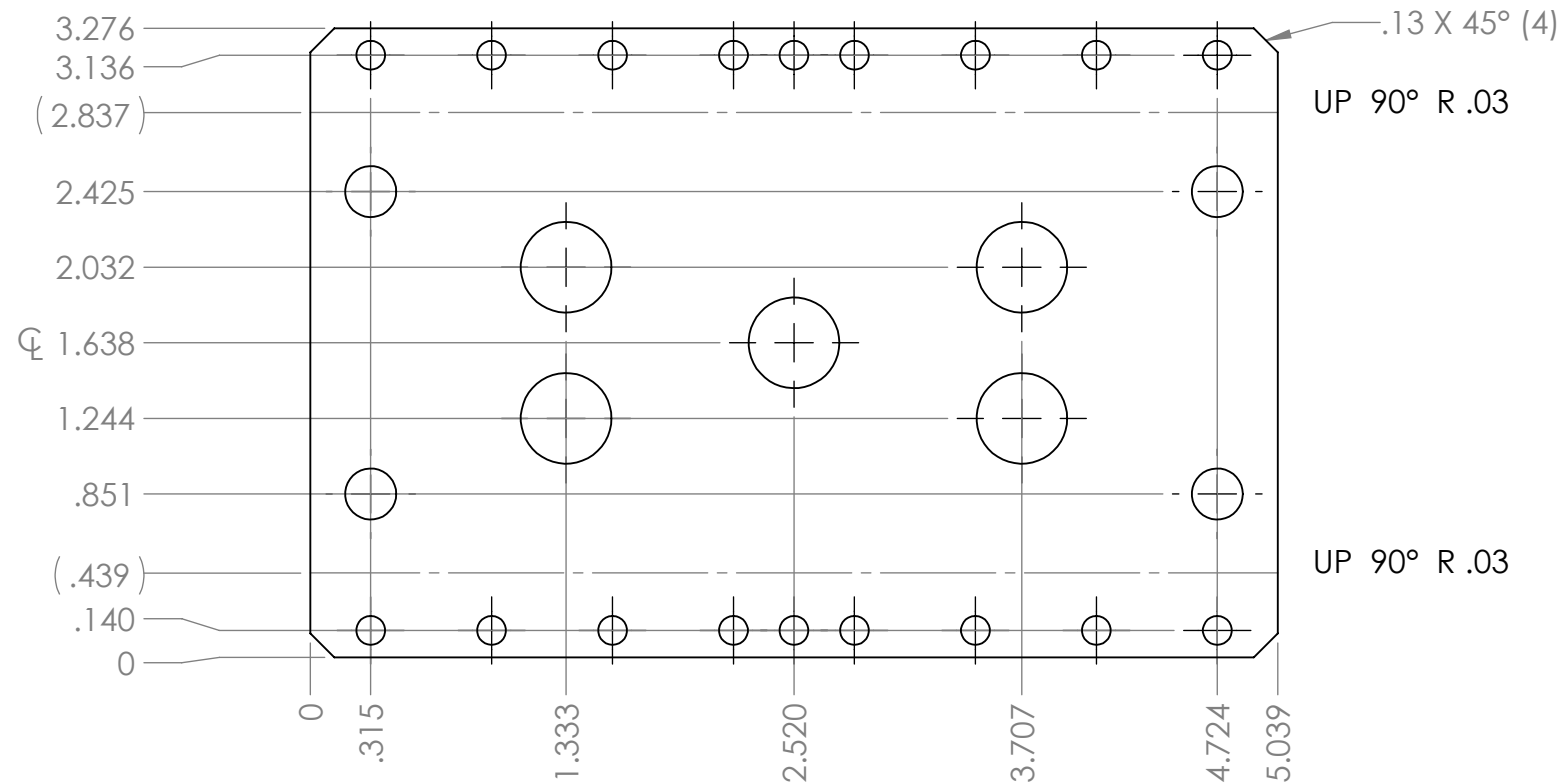
4

3

2

1

| REVISION HISTORY | | | |
|------------------|----------------------|-----------|-----------|
| REV. | DESCRIPTION | DATE | DRAWN BY |
| 1 | ORIGINAL PRINT | 8/4/2017 | T. NGO |
| 2 | DRAWN TO MEET AMDS-1 | 5/31/2018 | B. HODSON |



Ø .4724 THRU (5)
Ø .4715
LIGHT PRESS FIT
FOR Ø 12MM BEARING

Ø .266 THRU (4)

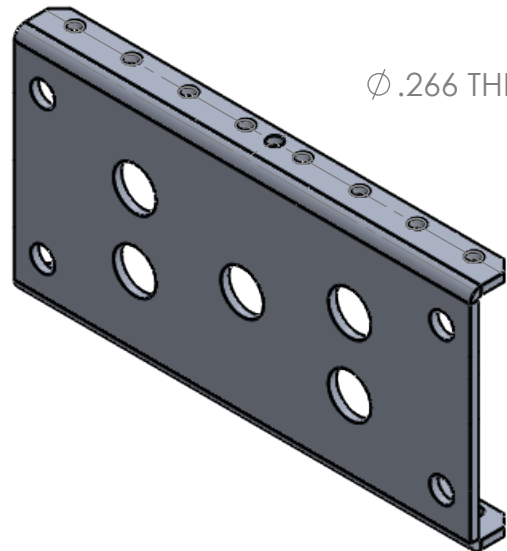
[8]
(.315 (2))

[16]
.630 TYP

[9.14]
.360

Ø .150 THRU (18)

*** SEE CAD FOR ADDITIONAL TOOLPATH INFO***



| | | | | | |
|---------------------------------|---------------|-------------------------------------|---------|-------------------|--------------|
| UNLESS OTHERWISE SPECIFIED: | | COMMENTS: | | | |
| DIMENSIONS ARE IN INCHES | | DUAL DIMENSIONS ARE IN MILLIMETERS. | | | |
| TOLERANCES: | | BREAK ALL SHARP EDGES. | | TITLE: | |
| FRACTIONAL | ±1/16 | | | PICOBX TWIN SERVO | |
| ANGULAR: MACH | ±1° | | | SHAFT PLATE | |
| ANGULAR: BEND | ±5° | | | SIZE | DWG. NO. |
| ONE PLACE DECIMAL | ±0.1 | CHECKED | NAME | B | am-3696 |
| TWO PLACE DECIMAL | ±0.01 | ENG APPR. | NL | REV | 2 |
| THREE PLACE DECIMAL | ±0.005 | MFG APPR. | | SCALE: 1:1 | SHEET 1 OF 1 |
| FOUR PLACE DECIMAL | ±0.0005 | Q.A. | | | |
| MATERIAL | 5052 ALUMINUM | | DATE | | |
| FINISH | DEBURRED | | 6/22/18 | | |
| DO NOT SCALE DRAWING | | | | | |

4

3

2

1

B

B

A

A